


SAVES WITHOUT
LOWERING
PRESSURE OR
FLOW

details on
back

™



brush your teeth

wake the kids

start the coffee

use the toilet

pick out your clothes

feed the dog

answer the phone

...this shower will wait

Taking Your Shower Never Felt So Good!

Attach the **evolve** ladybug adapter to your showerhead and you'll start saving water and energy while making your mornings more convenient. Instead of conserving water while you're taking a shower, the ladybug's ShowerStart™ technology saves the hot water that's wasted before you actually get in. The result – save time, hot water, energy and money without giving up a single thing.

ADD TO SHOWER

save \$75 in energy &
2700 gallons per year*

eco-friendly without
lowering pressure or flow

Installation is quick and easy

Just place the evolve Ladybug Showerhead Adapter in between your showerhead and shower arm. It's that simple.

How it works

Multi-task while waiting without wasting hot water

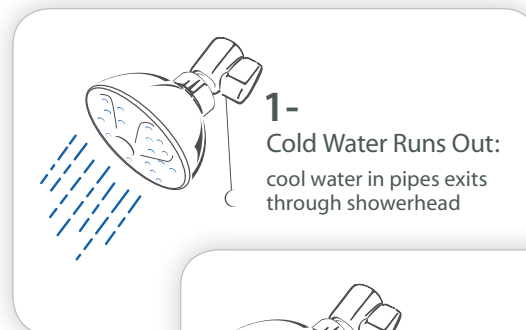
Shave, brush teeth, use washroom, make bed, grab phone, start coffee... while waiting for your shower to get warm without wasting hot water. The Ladybug cuts flow to a trickle once water is warm so it's not running down the drain while you're away.

Tells you when your shower is warm and ready

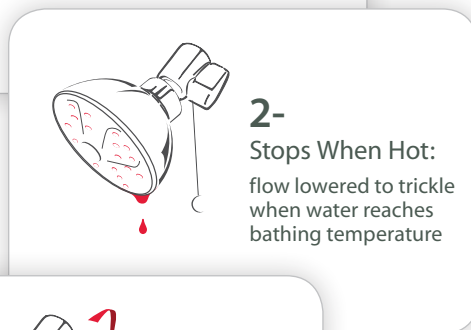
After cold water exits the showerhead the warm water starts to trickle. That "drip, drip" lets you know your shower's warm and waiting. Restart normal flow by pulling cord or flipping switch.

Save up to \$75 in utility bills and 2700 gallons of water per year

*family of three showering daily and saving one minute of hot water per shower (water flow of 2.5 gpm and \$0.03/gallon hot water cost).



1-
Cold Water Runs Out:
cool water in pipes exits
through showerhead



2-
Stops When Hot:
flow lowered to trickle
when water reaches
bathing temperature



3-
Restart Flow:
flip switch or pull
cord to resume
normal flow &
begin showering

Key features

- ShowerStart™ technology save time, water, energy & money without lowering water flow
- Compatible with virtually all showerheads ½" fittings
- Quick and easy installation
- Solid brass construction
- Anti-lime protection
- Integrated debris screen filter

Specifications

- Trickle/savings mode activated when water reaches 95° F (35° C)
- Resets after each shower
- Attaches to any shower arm with industry standard ½" fittings
- Solid brass fittings

Available models/finishes

- SS-1002CP-xx: chrome polish
- SS-1002BN-xx: brushed nickel
- SS-1002PB-xx: polished brass
- SS-1002ORB-xx: oil rubbed bronze



evolve

www.evolve showerheads.com

©2008 ShowerStart, llc. All rights reserved. Patents pending. Made in China.